

XBR INCUBATORS from 0 up to 60°C



XBR Cooling incubators are ideal for keeping products at low temperature. They are suitable for biology and microbiology medical laboratories and for quality controls in industries.

High performances for your processes.

Outer casing made of steel coated with epoxy paint.
Perfect insulation, reduced energy consumption.
Ø 20mm entry port on the left side.

An accurate and efficient temperature control.

Temperature control is operated by an electronic controller PID. Easy to use. Measurement by PT100 probe. Digital display. Accuracy: 0.1°C.

Stainless steel inner casing.

Ultra corrosion-resistant. Rounded corners for quick and easy cleaning.
A ledge prevents water flows when the door is opened.

An amazing temperature homogeneity.

2 fans located at the backside.
Perfect air distribution in the working volume.

Secure work.

Adjustable independent thermostat. Protection class 3.1. It supports temperature control in case of failures. Visual and audible alarm.



Loading shelves.

2 delivered, with anti-tilting guide bars.
Multiple loading levels.

Efficient heating and cooling.

Heating is provided by heating elements placed in the air flow. The evaporator allows temperature to cool down. It is powered by a cooling unit located in the bottom part of the incubator.

Feet adjustable in height.

www.france-etuves.com

XBR RANGE


COOLING INCUBATORS

TECHNICAL DATA



	XBR112	XBR225
Working volume (L)	112	225
SIZES		
Internal width (mm)	500	500
Internal depth (mm)	450	450
Internal height (mm)	500	1000
External width (mm)	664	664
External depth (mm)	772	772
External height (mm)	1033	1533
Weight, empty (kg)	80	115
Number of door(s)	1	1
PERFORMANCES		
Temperature range (°C)	0°C up to 60°C	
Homogeneity (°C) (according to FD X 15-140)	at 40°C : +/-0.80°C, at 20°C : +/- 0.95°C	
ELECTRICAL DATA		
Total installed power (VA)	1050	1200
Electrical supply	230V ~1P 50/60Hz, 16A	
LOADING SHELVES		
Max. number in the incubator	8	17
Max. load per shelf (kg)	30	30
Max. load in the incubator (kg)	60	120

OPTIONS / ACCESSORIES




1
Ø 60mm entry port



2
Calibration control 1 point



3
Homogeneity control 9 points



1
Shelf with guide bars



2
Data logger with 2 channels



3
Portable paperless recorder with graphical screen 4 channels



4
Thermocouple J probe

1 Ø 60mm entry port

Centered on the left side. Allows the entry of cables or sensors.

2 Calibration control 1 point certificate

at 37°C. Measurement in the center of the working chamber (according to FD X 15-140).

3 Homogeneity control 9 points certificate

at 37°C. Measurement at 9 points in the working chamber (according to FD X 15-140).

1 Shelf with guide bars

Chromed steel. Max loading 30 kg.
Or reinforced shelf : max loading 60 kg.

2 Data logger with 2 channels

Saves the temperature measured by 2 mobile probes

Software for data logger with 2 channels


Can set data logger and retrieve stored data on a PC.

3 Portable paperless recorder

Large color graphical display for real time monitoring of temperature changes. With USB and RJ45 plugs, and 4 connectors for mobile sensors.

4 Thermocouple J probe length 3m

AUTHORISED DISTRIBUTOR IN AUSTRALIA:



EZZI VISION

Vacuum and Thin Film Technology

www.ezzivision.com.au Free Call : 1-800-463994

sales@ezzivision.com.au